


**OFFICE OF THE PRINCIPAL**  
**ISPAT AUTONOMOUS COLLEGE, ROURKELA – 16**  
**STUDENT FEEDBACK REPORT**

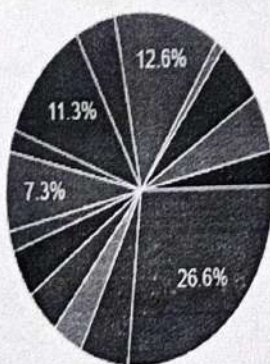
As per the standing practice, the feedback from all stakeholder of the institute has been collected for the academic year 2023 -24. The analysis of the feedback has been presented for further action by the appropriate authority.

The college has 16 departments in total. The students participated in the feedback collection of different departments has been presented in the diagram below. Students of all the departments have participated in the survey.

Department

841 responses

 Copy chart



- B.Com
- B.Sc (Physics)
- B.Sc (Chemistry)
- B.Sc (Botany)
- B.Sc (Zoology)
- B.Sc (Anthropology)
- B.Sc (Mathematics)
- B.Sc/ B.A (Statistics)

▲ 1/2 ▼

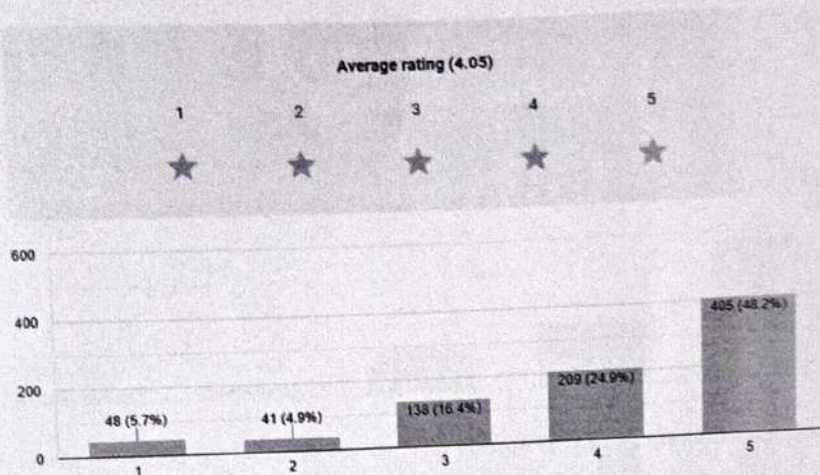
Department wise student distribution

The first feedback was collected for the curriculum taught in the institute and the responses of the students have been presented in the bar diagram below.

1. According to you Curriculum and Syllabi of the Courses is.

☐ Copy chart

841 responses




The maximum number of student has agreed that the curriculum taught in the institute is adequate. The average rating provided by the students is 4.05.

The next question is about the coverage of syllabus in the institute. The responses collected from the students have been presented in the bar diagram below.

2. Extent of syllabi covered in the Class

☐ Copy chart

841 responses



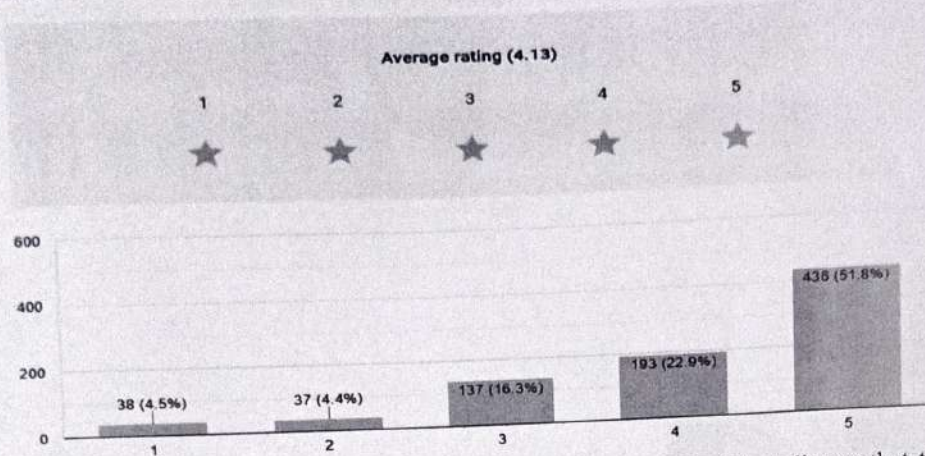
The average rating as depicted in the above diagram is 4.08. it reflects that the syllabus coverage in the classes are significantly high. Students are satisfied.

The next question is about the delivery quality of the faculty members in the class room.

### 3. Course delivery by faculty members in the class

☐ Copy chart

841 responses




The ratings provided by the students for this section is 4.13. This indicates that the students are highly satisfied by the way the faculties are delivering lecture in the class room.

The next question is about usage of ICT in the teaching learning process. The responses present in the bar diagram below.

### 4. Usage of teaching aids and ICT in the class by faculty to facilitate teaching

☐ Copy chart

841 responses




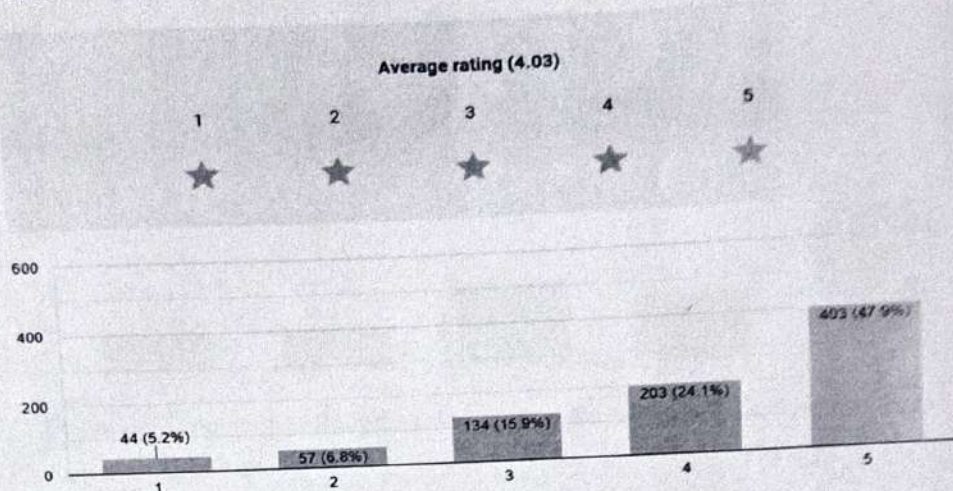
The use of the ICT by the faculty members has been rated little lower (3.89). This indicates that the faculty members are not using sufficient ICT tools for the class room teaching.

The next question is about the fairness of the evaluation process of the institute. The responses have been presented in the bar diagram below.

#### 5. Fairness in the assessment/ evaluation processes

841 responses

 Copy chart




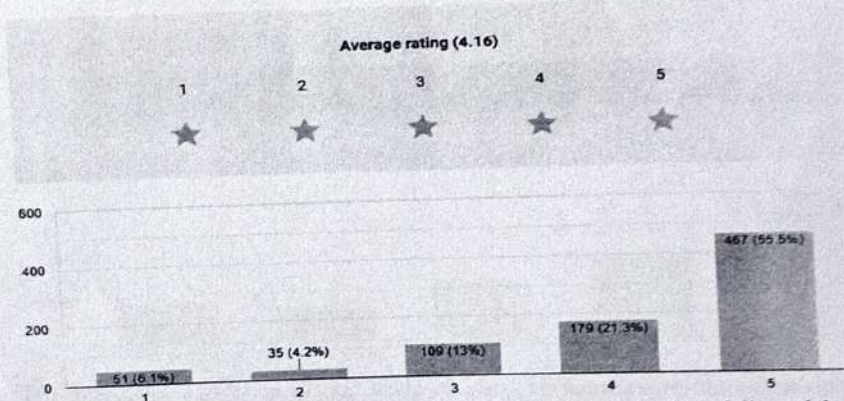
The rating of 4.03 as provided by the students indicates that they are highly satisfied regarding the timely performance of the assessment and evaluation process of the institute.

The next question is about timely announcement of the exam result. The responses of the students have presented in the bar diagram below.

#### 6. Timely announcement of examination results


841 responses

 Copy chart



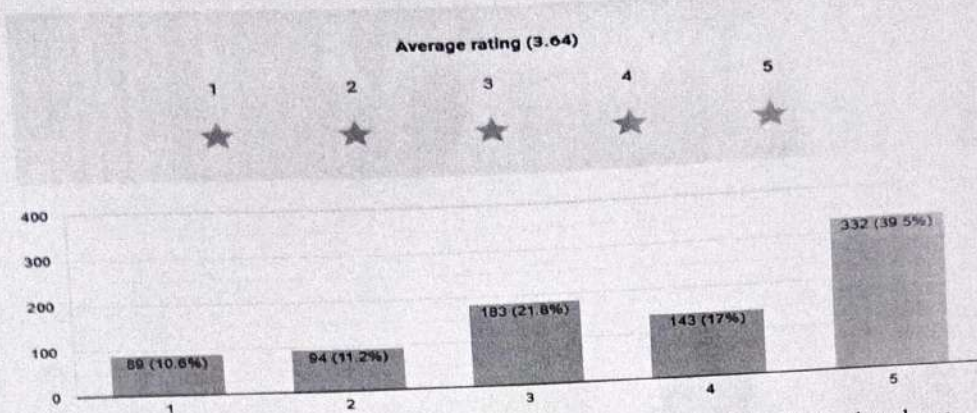
The students are highly satisfied regarding the timely evaluation followed by the announcement of the result of the examinations; this is supported by their rating given as 4.16.

The next question is about the opportunity available for the students in the college.

 Copy chart

#### 7. Opportunities in the College/University for Research Activities

841 responses




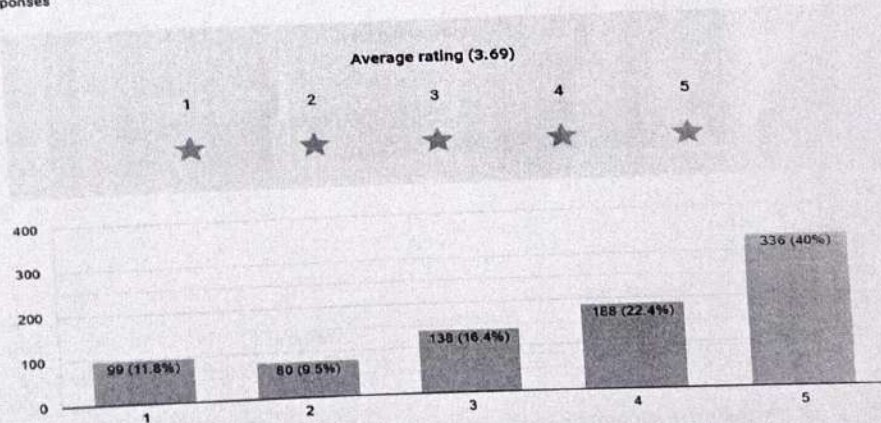
This aspect is not able to fulfil the expectation of the students. Therefore, they have provided a low rating of 3.64.

The next question is about the student exchange and, internship and field visit opportunity for the students.

#### 8. Opportunity for students to participate in internship, student exchange, field visit

841 responses

 Copy chart




The students have given an average rating of 3.69. This indicates that the students are not satisfied with the opportunities available in the institute regarding the internship and student exchange programme.

The next question is about the learning opportunity from external sources.

9. Opportunities for out of class room learning (guest lectures, seminars, workshop, value added programmes, conferences, competitions)

841 responses

Copy chart




The responses in this regard are also little low (3.88). The reason for this is that there may be very few guest lecturers have been arranged by the institute during the year.

The final question is about the overall learning experience of the student in the institute.

10. Overall Learning Experience

841 responses

Copy chart



The overall experience of the students in our organisation is satisfactory as it they have provided an overall rating of 4.05.

## Action taken on the Student feedback

The analysis of the feedback reveals that the students are satisfied with the teaching learning environment of the institute. The only area of concern lies in the three areas

- i. Use of ICT in the classrooms by the faculty members
- ii. Research facility to the students.
- iii. External lecturer, seminar, student exchange for extra learning opportunities.

For this the following action has been taken during the year.

- i. Smart boards have been provided to all the departments to help them to impart education by using maximum ICT tools in classes.
- ii. MOU have been signed with other educational institutions for student exchange and seminars and knowledge exchange.

  
IQAC, COORDINATOR

26.02.2024

  
Principal  
Ispat Autonomous College  
Sector 6, Rourkela  
Rourkela